


A Current Glance at Women in the Law January 2018

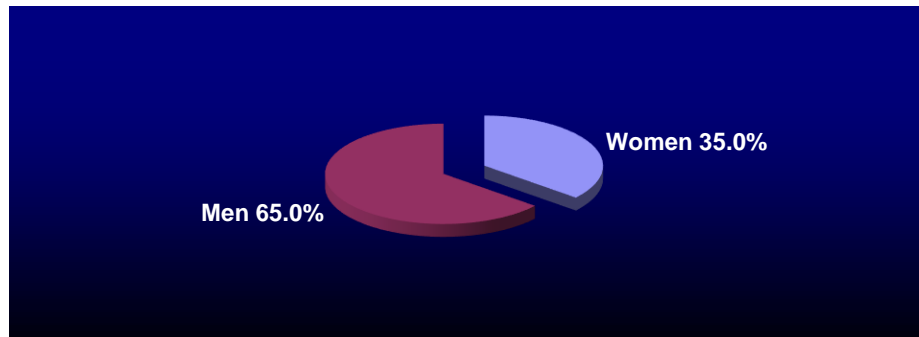


American Bar Association - Commission on Women in the Profession
321 N. Clark Street, Chicago, IL 60654
Phone: 312-988-5715 • Email: abacwp1@americanbar.org • Website: www.americanbar.org/women



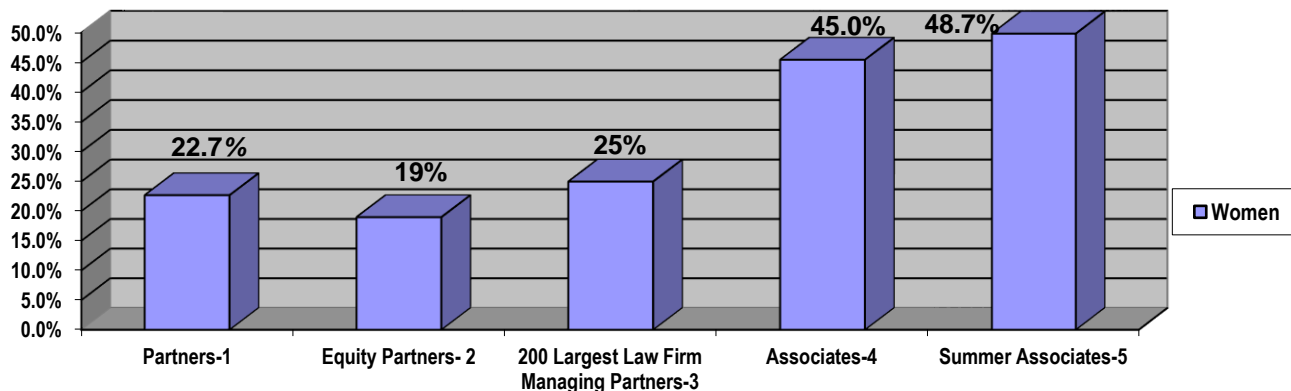
Copyright 2018 © by the American Bar Association. This information or any or portion thereof may not be copied or disseminated in any form or by any means or stored in an electronic database or retrieval system without the express written consent of the American Bar Association.

Women in the Legal Profession



American Bar Association Market Research Department, October 2017. This figure represents the 46 states that reported demographics data for resident and active attorneys as of 12/31/2016.

Women in Private Practice



¹ *2017 Report on Diversity in U.S. Law Firms*. National Association for Law Placement, January, 2017. www.nalp.org/uploads/2017NALPReportonDiversityinUSLawFirms.pdf

² *Report of the Tenth Annual National Survey on Promotion and Retention of Women in Law Firms*. National Association of Women Lawyers and NAWL Foundation, September 2017. <http://www.nawl.org/d/do/663>

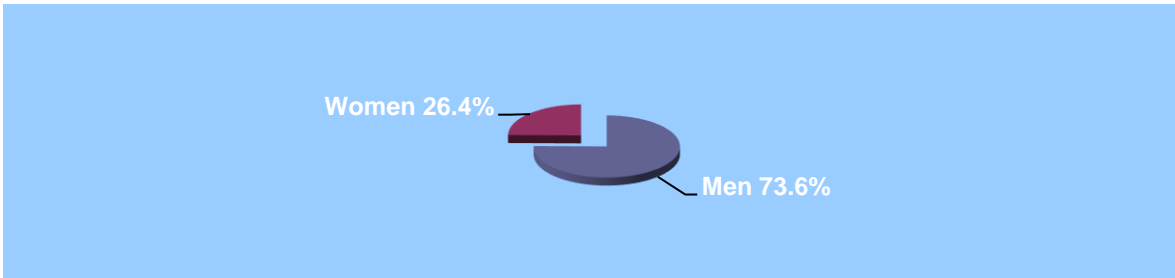
³ *Report of the Tenth Annual National Survey on Promotion and Retention of Women in Law Firms*. National Association of Women Lawyers and NAWL Foundation, September 2017. This figure represents the 90 firms that reported having a single managing partner. <http://www.nawl.org/d/do/663>

⁴ *2017 Report on Diversity in U.S. Law Firms*. National Association for Law Placement, January, 2017. www.nalp.org/uploads/2017NALPReportonDiversityinUSLawFirms.pdf

⁵ *2017 Report on Diversity in U.S. Law Firms*. National Association for Law Placement, January, 2017. www.nalp.org/uploads/2017NALPReportonDiversityinUSLawFirms.pdf

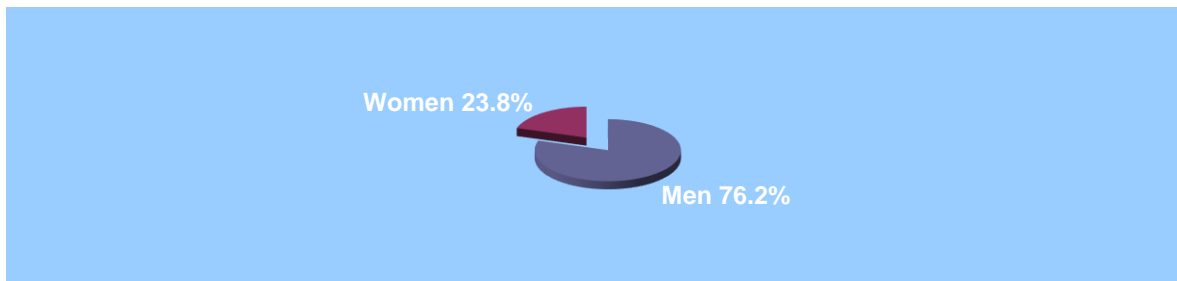
Women in Corporations

Fortune 500 General Counsel



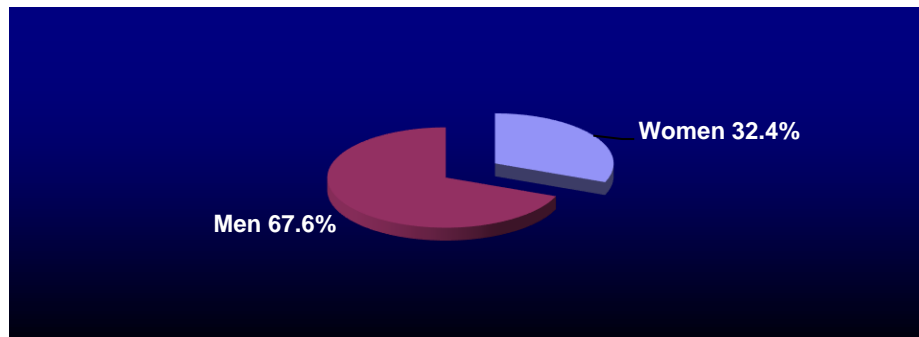
MCCA's 18th Annual General Counsel Survey: Breaking Through the Concrete Ceiling, One Woman at a Time. Minority Corporate Counsel Association, Winter 2017.
http://www.diversityandthebardigital.com/datb/winter_2017/MobilePagedReplica.action?pm=1&folio=8#pg8

Fortune 501-1000 General Counsel



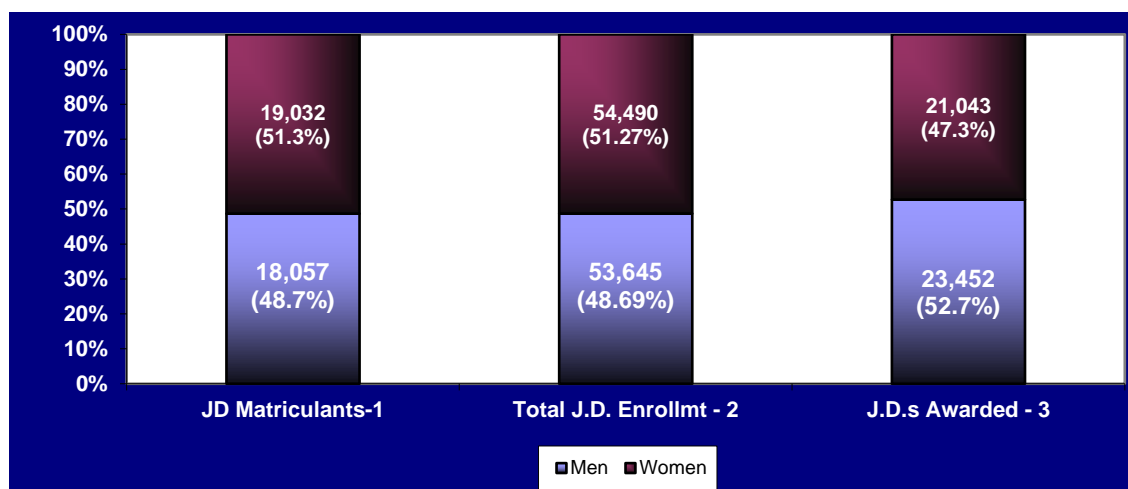
MCCA's 18th Annual General Counsel Survey: Breaking Through the Concrete Ceiling, One Woman at a Time. Minority Corporate Counsel Association, Winter 2017.
http://www.diversityandthebardigital.com/datb/winter_2017/MobilePagedReplica.action?pm=1&folio=8#pg8

Law School Administration - Deans



Association of American Law Schools (January 13, 2018). This represents 179 deans at AALS member schools, one of which has two co-deans, and includes permanent and interim deans.

Women in Law Schools



¹2016 JD Matriculants by Gender & Race/Ethnicity, Fall 2016. American Bar Association Section of Legal Education and Admissions to the Bar.

²ABA Required Disclosures (Standard 509 Reports), American Bar Association Section of Legal Education and Admissions to the Bar. The ABA reported a total enrollment of 110,156 students as of Dec. 15, 2017.

https://www.americanbar.org/content/dam/aba/administrative/legal_education_and_admissions_to_the_bar/statistics/2017_509_enrollment_summary_report.authcheckdam.pdf

³National Center for Education Statistics, March 2017.

https://nces.ed.gov/programs/digest/d15/tables/dt15_324.5o.asp?current=yes

Women on Law Reviews¹

“A random sample of the top 10 law reviews suggests that the number of women authors in 2017 is around 20%.”

<https://abovethelaw.com/2018/04/are-law-review-articles-a-waste-of-time/>

Women in the Judiciary

Representation of United States Federal Court Women Judges

Type of Court	Total # of Seats	Women	% of Women
United States Supreme Court	9	3	33.3%
Circuit Court of Appeals (Active) ¹	160 (active)	59	36.8% ²
Federal District Court Judges (Active) in the U.S. ³	570 (active)	194	34% ⁴

¹ U.S. Circuit and District Court Judges: Profile of Select Characteristics (R43426), McMillion, Barry J. U.S. Congressional Research Service. August 1, 2017. <https://fas.org/sgp/crs/misc/R43426.pdf>

² When considering the 19 vacancies that existed as of June 1, 2017, women were appointed to 33% of the 179 U.S. circuit court judgeships.

³ U.S. Circuit and District Court Judges: Profile of Select Characteristics (R43426), McMillion, Barry J. U.S. Congressional Research Service. August 1, 2017. <https://fas.org/sgp/crs/misc/R43426.pdf>

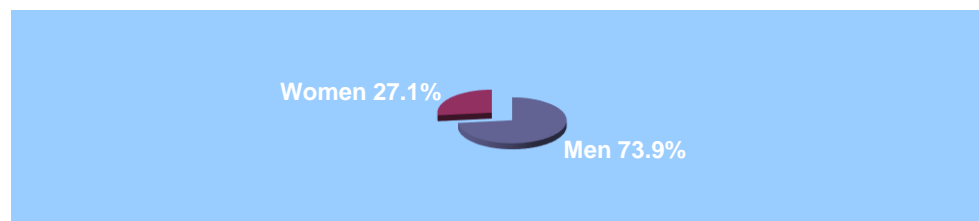
⁴ When considering the 103 vacancies that existed as of June 1, 2017, women were appointed to 29% of the 673 federal district court judgeships.

2016 Representation of United States State Court Women Judges

% Women	% Women of Color
22	8

Gavel Gap (www.gavelgap.org)

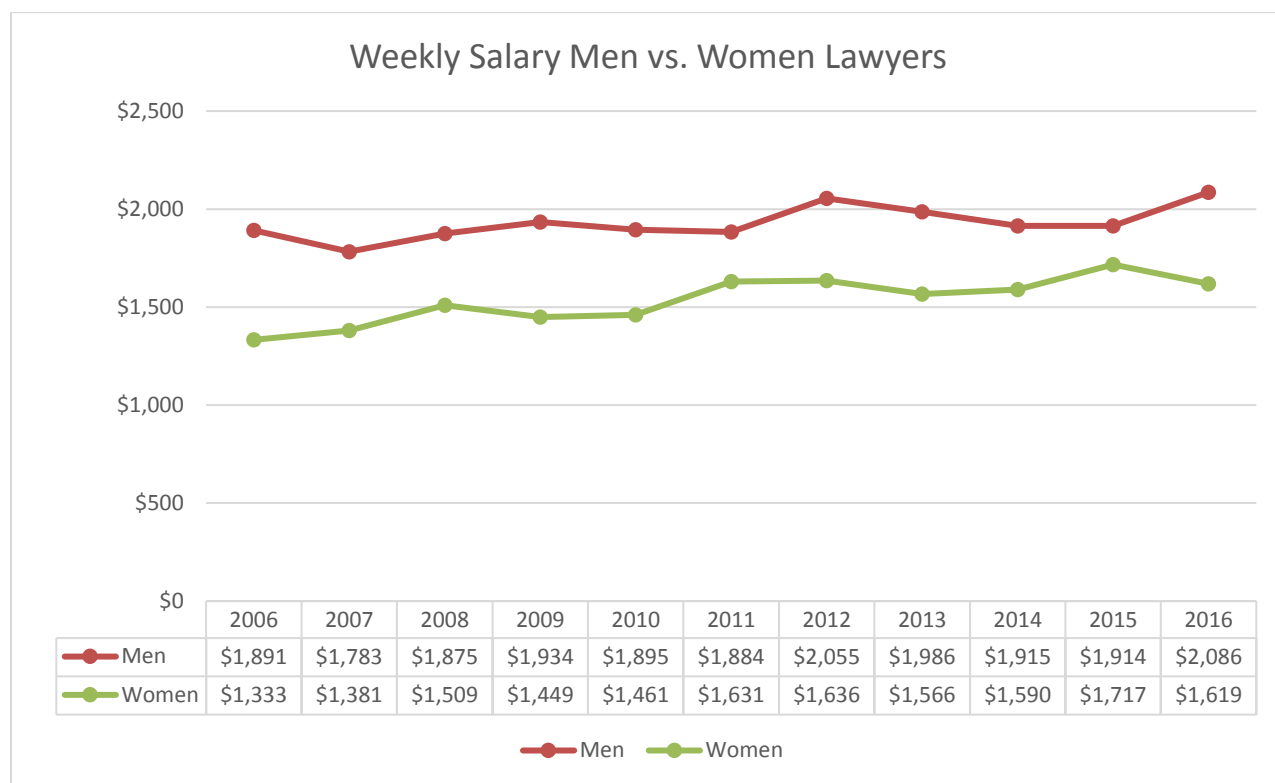
Total Representation of Women - Federal & State Judgeships



Women in Federal and State-Level Judgeships: A Report of the Center for Women in Government & Civil Society, Rockefeller College of Public Affairs & Policy, University at Albany, State University of New York. Summer 2012. www.albany.edu/womeningov/publications/summer2012_judgeships.pdf

Compensation

Weekly Salary Men vs. Women Lawyers



Women lawyers' weekly salary as a percentage of male lawyers' salary:

2006	2007	2008	2009	2010	2011	2012	2013	2014	2015	2016
70.5%	77.5%	80.5%	74.9%	77.1%	86.6%	79.6%	78.9%	83.0%	89.7%	77.6%

2016 Bureau of Labor Statistics, *Median weekly earnings of full-time wage and salary workers by detailed occupation and sex*. www.bls.gov/cps/cpsaat39.htm

Women Equity Partners Compensation

At the median, the typical female equity partner in the 200 largest firms earns 94% of the compensation earned by the typical male partner.

This figure represents the 90 firms that provided this data. *Report of the Tenth Annual Survey on Promotion and Retention of Women in Law Firms*. National Association of Women Lawyers and NAWL Foundation, September 2017. <http://www.nawl.org/d/do/663>

Women Presidents of the ABA:

- Hilarie Bass (2017-)
- Linda A. Klein (2016-2017)
- Paulette Brown (2015-2016)
- Laurel Bellows (2012-2013)
- Carolyn B. Lamm (2009-2010)
- Karen J. Mathis (2006-2007)
- Martha W. Barnett (2000-2001)
- Roberta Cooper Ramo (1995-1996)

Women Chairs of the House of Delegates:

- Deborah Enix- Ross (2016-)
- Patricia Lee Refo (2014-2016)
- Linda A. Klein (2010-2012)
- Laurel G. Bellows (2006-2008)
- Karen J. Mathis (2000-2002)
- Martha W. Barnett (1994-1996)

Secretaries

- Mary L. Smith (2017-)
- Mary T. Torres (2014-2017)
- Cara Lee T. Neville (2011-2014)
- Bernice B. Donald (2008-2011)
- Ellen F. Rosenblum (2002-2005)
- Donna C. Willard-Jones (1996-1999)

Treasurer

- Michelle A. Behnke (2017-)
- Alice E. Richmond (2008-2011)

First Women Members of the ABA:

- Mary B. Grossman; Cleveland, OH (1918)
- Mary Florence Lathrop; Denver, CO (1918)

For more information on women's advancement into leadership positions in the ABA, see the ABA Commission on Women's *Goal III Report* at www.ambar.org/goal3women.

American Bar Association - Commission on Women in the Profession
321 N. Clark Street, Chicago, IL 60654
Phone: 312-988-5715 • Email: abacwp1@americanbar.org • Website: www.americanbar.org/wom