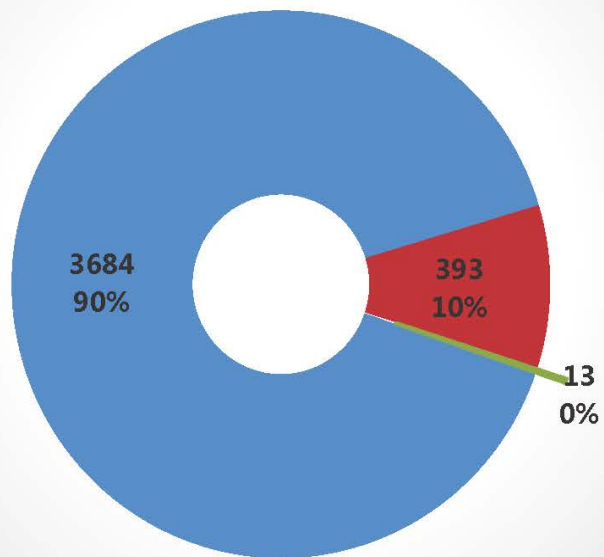


**The New World Order — Current Developments  
in Challenging and Defending Patents in the PTAB**

**Hedge-Fund Sponsored IPR Challenges to  
Pharmaceutical Patents: Should They Be  
Treated Like Every Other Filing?**

## 4090 Total AIA Petitions\*

Cumulative from 09/16/2012



■ Total IPR Petitions ■ Total CBM Petitions ■ Total PGR Petitions

### Narrative:

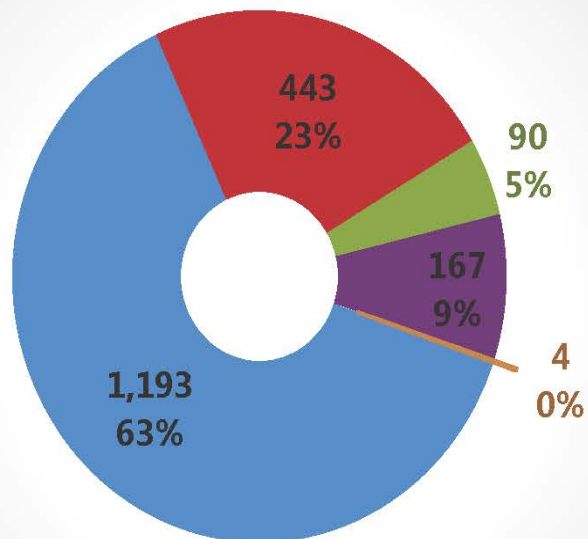
This pie chart shows the total number of cumulative AIA petitions filed to date broken out by trial type (i.e., IPR, CBM, and PGR).

**\*Data current as of: 10/31/2015**

uspto

## 167 Bio/Pharma IPRs in FY 2015

**1897 Total AIA Petitions in FY 15\***  
**(Technology Breakdown)**



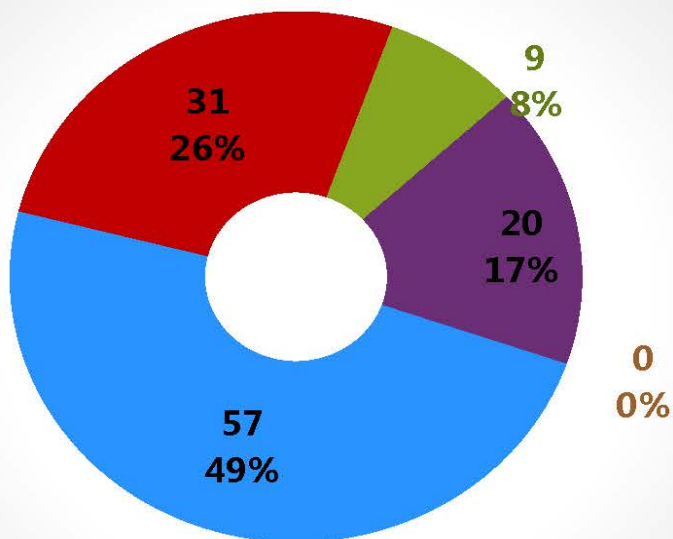
- Electrical/Computer - TCs 2100, 2400, 2600, 2800
- Mechanical/Business Method - TCs 3600, 3700
- Chemical - TC 1700
- Bio/Pharma - TC 1600
- Design - TC 2900

### **Narrative:**

This pie chart shows the total number of AIA petitions filed in the current fiscal year to date as well as the number and percentage of these petitions broken down by technology.

**\*Data current as of: 9/30/2015**

### 117 Total AIA Petitions in FY 16\* (Technology Breakdown)



- Electrical/Computer - TCs 2100, 2400, 2600, 2800
- Mechanical/Business Method - TCs 3600, 3700
- Chemical - TC 1700
- Bio/Pharma - TC 1600
- Design - TC 2900

#### Narrative:

This pie chart shows the total number of AIA petitions filed in the current fiscal year to date as well as the number and percentage of these petitions broken down by technology.

**\*Data current as of: 10/31/2015**

