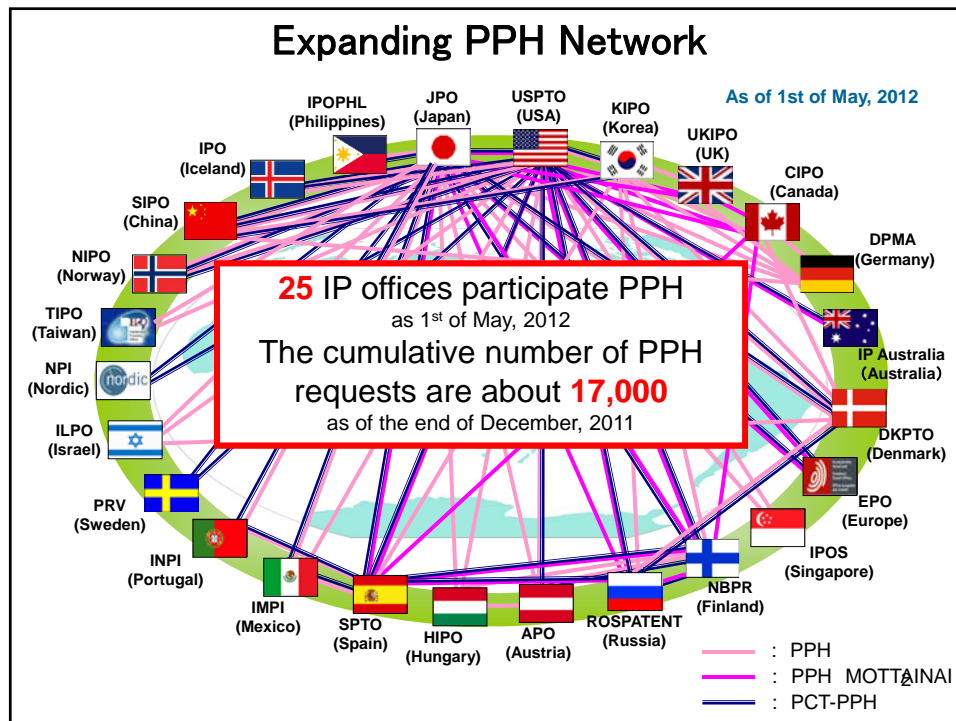




Current Situation of JP-US PPH Program

Yuichi Ito
Assistant Director, International Affairs Division
Japan Patent Office



Number of PPH Requests

As of the end of December, 2011

		OLE																							
		JP	US	KR	GB	CA	DE	AU	DK	EP	SG	FI	RU	AT	HU	ES	MX	PT	IL	TW	NO	CN	IS	Total	
OEE	JP		4703	1025	20 (0)	73	495	-	2	394	8	1 (0)	42	0	0	0	1	-	-	-	0	53	0	6817	
	US	1438(12)		475	36 (1)	1922	40	146(7)	1	254	9	1 (0)	9	0	1	0	15	-	0	39	2	0	0	4388	
	KR	160	851		4	5	1	-	0	-	-	0 (0)	0	-	-	1	-	-	-	-	-	-	-	-	1022
	GB	52(3)	205	19		-	-	-	-	-	-	-	1	-	-	-	-	-	-	-	-	-	-	-	277
	CA	2(2)	107	1		-	0	-	0	-	-	1 (0)	-	-	-	0	-	-	-	-	-	-	-	-	111
	DE	80	65	13		11	-	-	-	-	-	-	-	-	-	-	-	-	-	-	-	-	-	-	169
	AU	-	109	-		-	-	-	-	-	-	-	-	-	-	-	-	-	-	-	-	-	-	-	109
	DK	7	90	4		1	-	-	-	-	-	-	-	-	-	-	-	-	-	-	-	-	-	-	102
	EP	40	191	-		-	-	-	-	-	-	-	-	-	-	-	-	-	-	-	-	-	-	-	231
	SG	0	2	-		-	-	-	-	-	-	-	-	-	-	-	-	-	-	-	-	-	-	-	2
	FI	5 (0)	19	0		1	-	-	-	-	-	-	0	0	0	0	-	-	-	-	-	-	-	-	25
	RU	3 (0)	8	0		-	-	-	-	-	-	-	0 (0)	-	-	0	-	-	-	-	-	-	-	-	11
	AT	1	0	-		-	-	-	-	-	-	-	0 (0)	-	0	-	-	-	-	-	-	-	-	-	1
	HU	2	3	-		-	-	-	-	-	-	-	0 (0)	-	0	-	-	-	-	-	-	-	-	-	5
	ES	0 (0)	0	0		0	-	-	-	-	-	-	0 (0)	0	-	-	0	-	-	-	-	-	-	-	0
	MX	0	0	-		-	-	-	-	-	-	-	-	-	-	0	-	-	-	-	-	-	-	-	0
	PT	-	-	-		-	-	-	-	-	-	-	-	-	-	0	-	-	-	-	-	-	-	-	0
	IL	-	1	-		-	-	-	-	-	-	-	-	-	-	-	-	-	-	-	-	-	-	-	1
	TW	-	0	-		-	-	-	-	-	-	-	-	-	-	-	-	-	-	-	-	-	-	-	0
	NO	0	0	-		-	-	-	-	-	-	-	-	-	-	-	-	-	-	-	-	-	-	-	0
CN	1	0	-		-	-	-	-	-	-	-	-	-	-	-	-	-	-	-	-	-	-	-	1	
IS	0	0	-		-	-	-	-	-	-	-	-	-	-	-	-	-	-	-	-	-	-	-	0	
Total		1791	6354	1537	60	2013	536	146	3	648	17	3	52	0	1	1	16	0	0	39	2	53	0	13272	

The number in parentheses shows the cumulative number of PPH MOTTAINAI requests out of the total number of PPH requests. (The number of OLE-US is not noted.)

Number of PCT-PPH Requests

As of the end of December, 2011

		Office of Filing																	
		JP	US	KR	CA	AU	DK	EP	FI	RU	AT	ES	MX	SE	XN	NO	CN	IS	Total
ISA/PEA	JP	765	537	-	-	-	0	188	0	-	-	0	0	0	-	-	7	0	1498
	US	10	137	8	-	5	0	11	0	1	0	0	-	0	-	-	0	0	172
	KR	-	963	12	-	-	-	-	-	-	-	-	-	-	-	-	-	-	975
	CA	-	3	-	20	-	-	-	-	-	-	-	-	-	-	-	-	-	23
	AU	-	88	-	-	3	-	-	-	-	-	-	-	-	-	-	-	-	91
	DK	-	-	-	-	-	-	-	-	-	-	-	-	-	-	-	-	-	0
	EP	338	814	-	-	-	-	-	-	-	-	-	-	-	-	-	-	-	1152
	FI	0	35	-	-	-	-	-	-	0	0	0	-	-	-	-	-	-	35
	RU	-	7	-	-	-	-	-	-	-	-	0	-	-	-	-	-	-	7
	AT	-	8	-	-	-	-	-	0	-	-	-	-	-	-	-	-	-	8
	ES	0	4	-	-	-	-	-	0	0	-	-	-	-	-	-	-	-	4
	MX	-	-	-	-	-	-	-	-	-	-	-	-	-	-	-	-	-	0
	SE	5	21	-	-	-	-	-	-	-	-	-	-	1	-	-	-	-	27
	XN	0	3	-	-	-	-	-	-	-	-	-	-	-	-	-	-	-	3
	NO	-	-	-	-	-	-	-	-	-	-	-	-	-	-	-	-	-	0
CN	0	2	-	-	-	-	-	-	-	-	-	-	-	-	-	-	-	2	
IS	-	-	-	-	-	-	-	-	-	-	-	-	-	-	-	-	-	0	
Total		1118	2622	20	20	8	0	199	0	2	0	0	0	1	0	0	7	0	3997



Number of Requests

➤ OEE: USPTO, OLE: JPO

PILOT: July 3, 2006 - January 3, 2008
 FULL IMPLEMENTATION: January 4, 2008 –
 PPH MOTTAINAI: July 15, 2011 –

As of February 29, 2012

✓ The JPO has received **1540** requests including **20** PPH MOTTAINAI requests.

1458 were eligible.

23 were not eligible

- **11** did not sufficiently correspond to the allowable/patentable claims of the corresponding US application.
- **10** did not have a corresponding US application.
- **2** were not eligible since the JPO has already begun examination of the application.

59 are still not examined.

5



First Action

➤ OEE: USPTO, OLE: JPO

As of February 29, 2012

✓ First actions have been completed on **1425** applications.

Decisions to grant a patent	185
Notifications of reasons for refusal	1240

Applied provision	Number of applications
Description requirement (Section 36)	972
Novelty (Section 29(1)) or Inventive step (Section 29(2))	825
Unity (Section 37)	172
Inventiveness and industrial applicability (Body of section 29(1))	101
Addition of new matter (Section 17bis(3), 49vi)	82
Secret prior art (Section 29bis)	44
Double patenting (Section 39)	24

✓ Average pendency from request to first action: **1.7 months**(2011CY)⁶



Final Action

➤ **OEE: USPTO, OLE: JPO**

As of February 29, 2012

✓ Final actions have been completed on **1201** applications.

{ **809** decisions to grant a patent.
389 decisions of refusal.
3 were withdrawn.

✓ Average pendency from first action to final action:
5.5 months (2011CY)

✓ First action allowance rate: **20.4%** (2011CY)

✓ Grant rate: **72.4%** (2011CY)

	2009CY	2010CY	2011CY
Grant rate (%)	59.6	67.2	72.4

7



Trilateral PCT-PPH pilot program

- Started on 29 January 2010
- The trial has extended for two years ending on 28 January 2014 since 29 January 2012



8



Number of Requests

As of February 29, 2012

➤ ISA / IPEA: USPTO, Office of Filing: JPO

✓ The JPO has received **13** requests.

{ **10** were eligible.
 { **3** were still not examined.



First Action

As of February 29, 2012

➤ ISA / IPEA: USPTO, Office of Filing: JPO

✓ First actions have been completed on **9** applications.

Decisions to grant a patent	1
Notifications of reasons for refusal	8

Applied provision	Number of applications
Description requirement (Section 36)	6
Novelty (Section 29(1)) or Inventive step (Section 29(2))	7
Unity (Section 37)	4
Inventiveness and industrial applicability (Body of section 29(1))	0
Addition of new matter (Section 17bis(3), 49vi)	0
Secret prior art (Section 29bis)	0
Double patenting (Section 39)	0



Final Action

As of February 29, 2012

➤ ISA / IPEA: USPTO, Office of Filing: JPO

2 decisions to grant a patent.

2 decision of refusal.

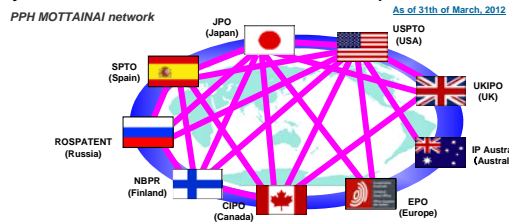


Relaxing the PPH requirements

PPH MOTTAINAI pilot program

15 July 2011: 8 Offices (JPO, USPTO, UKIPO, CIPO, IP Australia, NBPR, ROSPATENT and SPTO) first commenced the pilot.

29 January 2012: EPO has commenced the pilot with JPO and USPTO.





PPH Portal Website (1/3)

- JPO administrates the [PPH Portal Website](#), which provides the **latest information regarding PPH**, the **guidelines** and the **request forms** of different countries.

Provision of the latest information regarding PPH

Provision of the PPH guidelines and the request forms

Provision of the booklets of PPH of different countries

13



PPH Portal Website (2/3)

- [PPH Portal Website](#) also provide the **PPH statistical data**.

Provision of the PPH statistical data, such as **Grant Rate** and **Average Pendency from FA to Final Decision**.

Provision of the number of PPH requests by Office

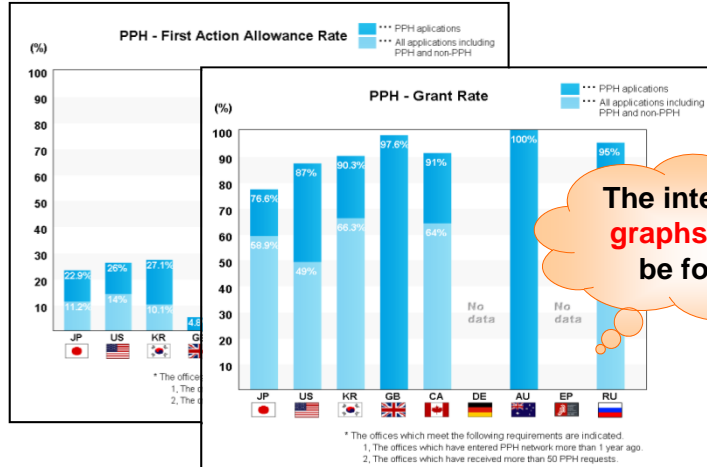
Clicking the icon "Graph"...

OFFICE	Number of PPH (using the national products) Requests											
	JP	US	GB	FR	DE	CA	BR	IN	RU	ES	IT	Other
JP	4703	1028	2928	73	468	2	268	8	103	42	0	0
US	149	161	478	3613	1022	40	1467	0	0	0	0	0
GB	6326	208	18	4	8	1	0	0	0	0	0	0
FR	325	107	1	0	0	0	0	0	0	0	0	0
DE	89	68	13	0	13	0	0	0	0	0	0	0
CA	7	96	4	0	1	0	0	0	0	0	0	0
BR	48	181	0	0	0	0	0	0	0	0	0	0
IN	6	2	0	0	0	0	0	0	0	0	0	0
RU	103	18	0	0	1	0	0	0	0	0	0	0
ES	909	8	0	0	0	0	0	0	0	0	0	0
IT	1	0	0	0	0	0	0	0	0	0	0	0
Other	2	0	0	0	0	0	0	0	0	0	0	0

OFFICE	PPH Statistical Data (NOT including PCT-PPH)											
	JP	US	GB	FR	DE	CA	BR	IN	RU	ES	IT	Other
Grant Rate (%)	76.6 (59.9)	87 (86.3)	80.3 (80.3)	97.6 (9)	91 (84)	100 (-)	100 (-)	100 (-)	95 (89.2)	24.4 (-)	81.8 ²⁵ (-)	100 (57)
First Action Allowance Rate (%)	22.9 (11.2)	26 (14)	37.1 (16.1 ¹⁷)	4.8 (-)	42 (-)	82.2 (82.2)	88 (-)	88 (-)	88 (-)	88 (-)	88 (-)	88 (-)
Average Pendency from PPH Request to Final Office Action (months)	1.9 (22.4)	8.1 (33.8)	16.5 (33.8)	1.9 (-)	1.9 (-)	1.9 (-)	1.9 (-)	1.9 (-)	1.9 (-)	1.9 (-)	1.9 (-)	1.9 (-)
Average Pendency from PPH Request to Final Decision (months)	7.1 (22.4)	11.6 (33.8)	11.6 (33.8)	7.1 (-)	7.1 (-)	7.1 (-)	7.1 (-)	7.1 (-)	7.1 (-)	7.1 (-)	7.1 (-)	7.1 (-)
Average Number of Office Actions	1.06 (1.10)	2.3 (2.6)	2.3 (2.6)	1.14 (-)	1.14 (-)	1.14 (-)	1.14 (-)	1.14 (-)	1.14 (-)	1.14 (-)	1.14 (-)	1.14 (-)



PPH Portal Website (3/3)



The intelligible graphs would be found!

The Offices which meet the following requirements are indicated.
 1, The offices which have entered PPH network more than 1 year ago.
 2, The offices which have received more than 50 PPH requests.

Please access URL: <http://www.jpo.go.jp/pph-portal/index.htm>



JP / U.S. Bar Liaison Council Meeting
27 June 2012

Thank you !